JW Plus Series

n-Type Bifacial Dual-Glass Mono Module

JW-HD132N-R2 605-635W

Maximum Power Output **635W** | Maximum Module Efficiency **23.5%** | Power Output Tolerance **0~+3%**

n-TOPCon

Higher Customer Value

- Lower 1st-year and annual degradation
- Lower system BOS cost, higher power generation, lower LCOE, and higher ROI
- Dual-side power generation, with up to 30% increase in backside power generation in different installation environments, further reducing overall BOS and LCOE

Higher Power Generation Gain

- Excellent IAM property and better weak illumination response
- Lower 1st-year degradation (1%) and annual degradation (0.4%)
- Lower temperature coefficient (-0.28%) and lower operating temperature, resulting in more power generation

High Reliability

- Apply lastest generation TOPCon technology with lower LID and LETID
- Apply innovative non-destructive cutting technology to reduce the risk of micro cracks
- Withstand harsh environmental conditions, such as salt mist, ammonia, PID, dust and sand, and high-temperature and high-humidity

High Safety

- Lastest TOPCon technology with no polysilicon wrap around, zero leakage current and better resistance to hot-spot.
- Pass mechanical load test of 5400Pa on the front side and 2400Pa on the back side



IEC 61215(2021)/IEC 61730(2023)/IEC 61701/IEC 62716
ISO 9001:2015: Quality Management System
ISO 14001:2015: Environment Management System
ISO 45001:2018: Occupational health and safety
IEC 62941:2019: Quality system for PV module manufacturing

Linear Performance Warranty

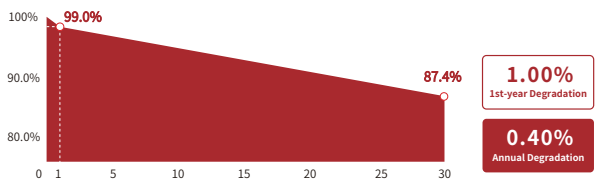

12 Years Product Material & Workmanship **30** Years Linear Performance Warranty

Version 2024.12 ©Jolywood (Taizhou) Solar Technology Co., Ltd. All rights reserved.

www.jolywood.cn

Add: No.6 Kaiyang Rd., Jiangyan Economic Development Zone, Taizhou, Jiangsu Province, China, 225500
TEL: +86 523 80612799
Email: info@jolywood.cn

JW-HD132N | n-type Bifacial Dual-Glass Mono Module

Electrical Properties | STC*

Testing Condition	Front Side	Front Side	Front Side	Front Side	Front Side	Front Side	Front Side
Peak Power (Pmax) (W)	605	610	615	620	625	630	635
MPP Voltage (Vmp) (V)	40.73	40.91	41.09	41.27	41.45	41.63	41.81
MPP Current (Imp) (A)	14.85	14.91	14.97	15.02	15.08	15.13	15.19
Open Circuit Voltage (Voc) (V)	47.46	47.66	47.86	48.06	48.26	48.46	48.66
Short Circuit Current (Isc) (A)	15.72	15.77	15.82	15.87	15.92	15.97	16.02
Module Efficiency (%)	22.4	22.6	22.8	23.0	23.1	23.3	23.5

*STC: Irradiance 1000 W/m², Cell Temperature 25°C, AM1.5
The data above is for reference only and the actual data is in accordance with the pratical testing
Power Measurement Tolerance ±3%

Electrical Properties | NMOT*

Testing Condition	Front Side	Front Side	Front Side	Front Side	Front Side	Front Side	Front Side
Peak Power (Pmax) (W)	453	457	461	464	468	472	476
MPP Voltage (Vmp) (V)	39.00	39.17	39.34	39.51	39.69	39.86	40.03
MPP Current (Imp) (A)	11.62	11.66	11.71	11.75	11.80	11.84	11.88
Open Circuit Voltage (Voc) (V)	45.44	45.63	45.82	46.01	46.20	46.40	46.59
Short Circuit Current (Isc) (A)	12.70	12.74	12.78	12.82	12.86	12.90	12.94

*NMOT: Irradiance 800 W/m², Ambient Temperature 20°C, Wind Speed 1 m/s

Electrical Properties Under Different Rear Gain | JW-HD132N-R2-610

Power Gain (%)	Peak Power (Pmax) (W)	MPP Voltage (Vmp) (V)	MPP Current (Imp) (A)	Open Circuit Voltage (Voc) (V)	Short Circuit Current (Isc) (A)
10	671.0	40.91	16.40	47.66	17.35
15	701.5	40.91	17.15	47.66	18.14
20	732.0	41.01	17.85	47.76	18.89
25	762.5	41.01	18.59	47.76	19.67
30	793.0	41.01	19.34	47.76	20.46

Operating Properties

Operating Temperature	-40°C~+85°C
Maximum System Voltage	1500V (IEC)
Maximum Series Fuse Rating	35A
Bifaciality*	80%
Static Load	Front side 5400Pa, Rear side 2400Pa

*Bifaciality=Pmaxrear (STC) /Pmaxfront (STC) , Bifaciality tolerance:±5%

Temperature Coefficient

Temperature Coefficient of Pmax	-0.280%/°C
Temperature Coefficient of Voc	-0.250%/°C
Temperature Coefficient of Isc	+0.045%/°C
Nominal Operating Cell Temperature	45±2°C

Specification

Number of Cells	132pcs
Module Dimension	2382mm*1134mm*30mm
Weight	33.3kg
Front / Rear Glass*	2.0mm*2.0mm Heat-strengthened glass
Frame	Anodized Aluminium Alloy
Junction Box	IP68 (3 diodes)
Length of Cable	4.0mm², +300mm/-180mm (Cable length can be customized)
Packaging Configuration	36pcs/Pallet, 720pcs/40HQ Container

*The specification and key features described in this datasheet may deviate slightly and are not guaranteed. Due to ongoing innovation, R&D enhancement,Jolywood (Taizhou) Solar Technology Co., Ltd. reserves the right to make any adjustment to the information described herein at any time without notice. Please always obtain the most recent version of the datasheet which shall be duly incorporated into the binding contract made by the parties governing all transactions related to the purchase and sale of the products described herein.

Engineering Drawing (unit: mm)

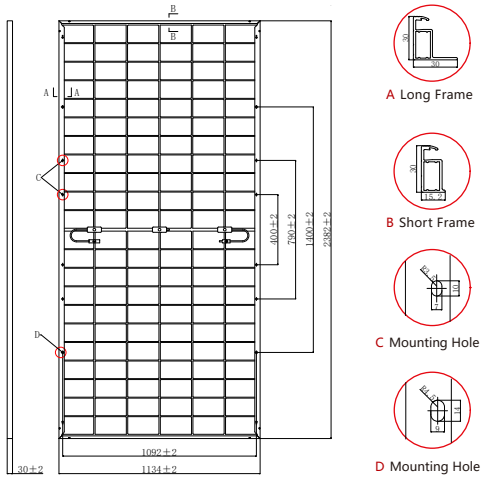

Characteristic Curves | JW-HD132N-R2-610

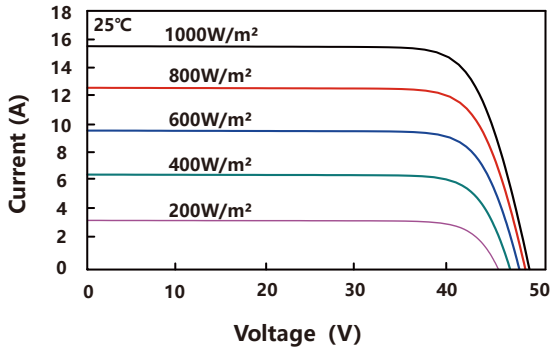

I-V Characteristics At Different Irradiations

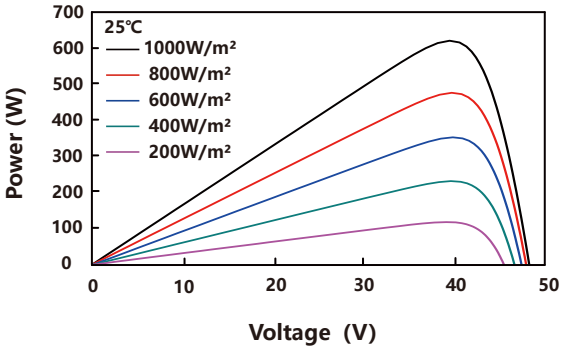

P-V Characteristics At Different Irradiations

JOLYWOOD

Add: No.6 Kaiyang Rd., Jiangyan Economic Development Zone, Taizhou, Jiangsu Province, China, 225500

TEL: +86 523 80612799

Email: info@jolywood.cn